

Energy performance certificate (EPC)

12, Robertson Place HIGH WYCOMBE HP11 1EU	Energy rating B	Valid until: 24 January 2028
		Certificate number: 0057-3855-7692 -9928-3991

Property type	End-terrace house
Total floor area	115 square metres

Rules on letting this property

Properties can be let if they have an energy rating from A to E.

You can read [guidance for landlords on the regulations and exemptions \(https://www.gov.uk/guidance/domestic-private-rented-property-minimum-energy-efficiency-standard-landlord-guidance\)](https://www.gov.uk/guidance/domestic-private-rented-property-minimum-energy-efficiency-standard-landlord-guidance).

Energy rating and score

This property's energy rating is B. It has the potential to be A.

[See how to improve this property's energy efficiency.](#)

Score	Energy rating	Current	Potential
92+	A		94 A
81-91	B	85 B	
69-80	C		
55-68	D		
39-54	E		
21-38	F		
1-20	G		

The graph shows this property's current and potential energy rating.

Properties get a rating from A (best) to G (worst) and a score. The better the rating and score, the lower your energy bills are likely to be.

For properties in England and Wales:

- the average energy rating is D
- the average energy score is 60

Breakdown of property's energy performance

Features in this property

Features get a rating from very good to very poor, based on how energy efficient they are. Ratings are not based on how well features work or their condition.

Assumed ratings are based on the property's age and type. They are used for features the assessor could not inspect.

Feature	Description	Rating
Walls	Average thermal transmittance 0.24 W/m²K	Very good
Roof	Average thermal transmittance 0.12 W/m²K	Very good
Floor	Average thermal transmittance 0.15 W/m²K	Very good
Windows	High performance glazing	Very good
Main heating	Boiler and radiators, mains gas	Good
Main heating control	Programmer, room thermostat and TRVs	Good
Hot water	From main system	Good
Lighting	Low energy lighting in all fixed outlets	Very good
Air tightness	Air permeability 4.6 m³/h.m² (as tested)	Good
Secondary heating	None	N/A

Primary energy use

The primary energy use for this property per year is 75 kilowatt hours per square metre (kWh/m²).

► [About primary energy use](#)

How this affects your energy bills

An average household would need to spend **£411 per year on heating, hot water and lighting** in this property. These costs usually make up the majority of your energy bills.

You could **save £33 per year** if you complete the suggested steps for improving this property's energy rating.

This is **based on average costs in 2018** when this EPC was created. People living at the property may use different amounts of energy for heating, hot water and lighting.

Heating this property

Estimated energy needed in this property is:

- 2,893 kWh per year for heating
- 1,908 kWh per year for hot water

Impact on the environment

This property's environmental impact rating is B. It has the potential to be A.

Properties get a rating from A (best) to G (worst) on how much carbon dioxide (CO2) they produce each year.

Carbon emissions

An average household produces	6 tonnes of CO2
This property produces	1.5 tonnes of CO2
This property's potential production	0.4 tonnes of CO2

You could improve this property's CO2 emissions by making the suggested changes. This will help to protect the environment.

These ratings are based on assumptions about average occupancy and energy use. People living at the property may use different amounts of energy.

Steps you could take to save energy

► [Do I need to follow these steps in order?](#)

Step 1: Solar water heating

Typical installation cost	£4,000 - £6,000
---------------------------	-----------------

Typical yearly saving	£33
-----------------------	-----

Potential rating after completing step 1	86 B
--	------

Step 2: Solar photovoltaic panels, 2.5 kWp

Typical installation cost	£5,000 - £8,000
---------------------------	-----------------

Typical yearly saving	£297
-----------------------	------

Potential rating after completing steps 1 and 2	94 A
---	------

Advice on making energy saving improvements

[Get detailed recommendations and cost estimates](#)

Help paying for energy saving improvements


You may be eligible for help with the cost of improvements:

- Heat pumps and biomass boilers: [Boiler Upgrade Scheme](#)

Who to contact about this certificate


Contacting the assessor

If you're unhappy about your property's energy assessment or certificate, you can complain to the assessor who created it.

Assessor's name	Matt Fitzpatrick
Telephone	01923 274 427 
Email	matt.fitzpatrick@abbeyconsultants.co.uk

Contacting the accreditation scheme


If you're still unhappy after contacting the assessor, you should contact the assessor's accreditation scheme.

Accreditation scheme	Stroma Certification Ltd
Assessor's ID	STRO003572
Telephone	0330 124 9660 
Email	certification@stroma.com

About this assessment

Assessor's declaration	No related party
Date of assessment	25 January 2018
Date of certificate	25 January 2018
Type of assessment	► SAP

Other certificates for this property

If you are aware of previous certificates for this property and they are not listed here, please contact us at mhclg.digital-services@communities.gov.uk or call our helpdesk on 020 3829 0748  (Monday to Friday, 9am to 5pm).

There are no related certificates for this property.

[Help \(/help\)](#) [Accessibility \(/accessibility-statement\)](#) [Cookies \(/cookies\)](#)

[Give feedback \(https://forms.office.com/e/KX25htGMX5\)](https://forms.office.com/e/KX25htGMX5) [Service performance \(/service-performance\)](#)

OGI

All content is available under the [Open Government Licence v3.0](#)

(<https://www.nationalarchives.gov.uk/doc/open-government-licence/version/3/>), except where otherwise stated



ht (<https://www.nationalarchives.gov.uk/information-management/re-using-public-sector-information/uk-government-licensing-frameworkor>